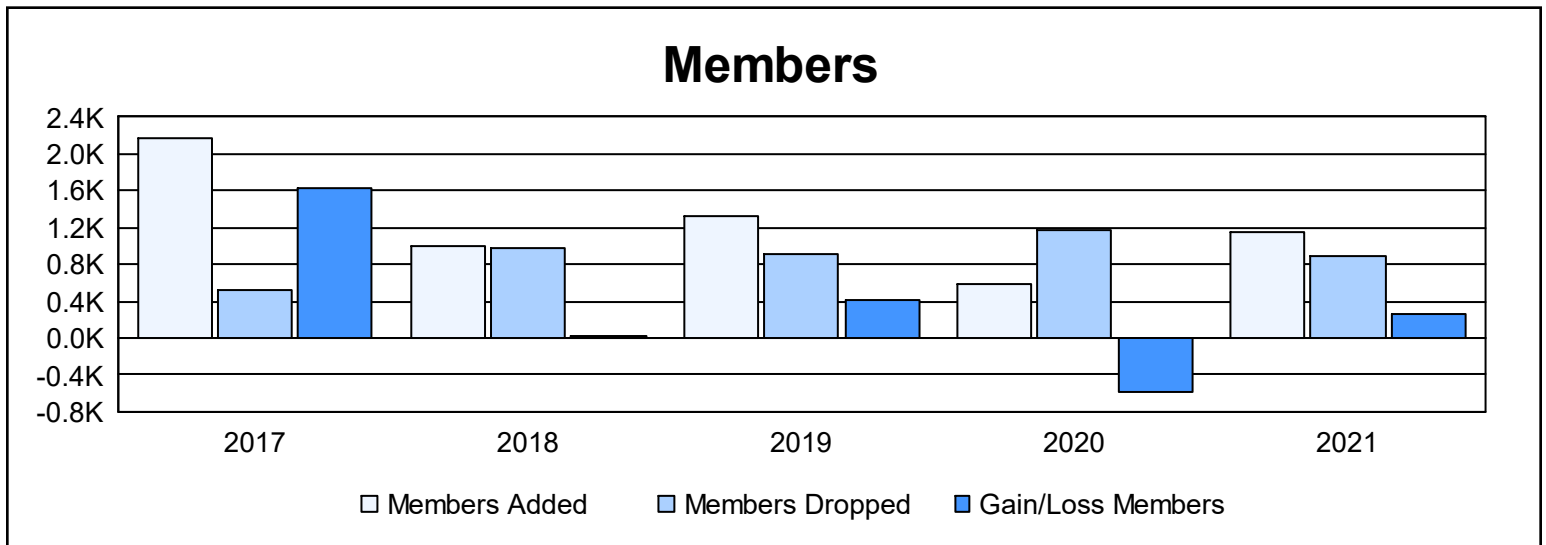
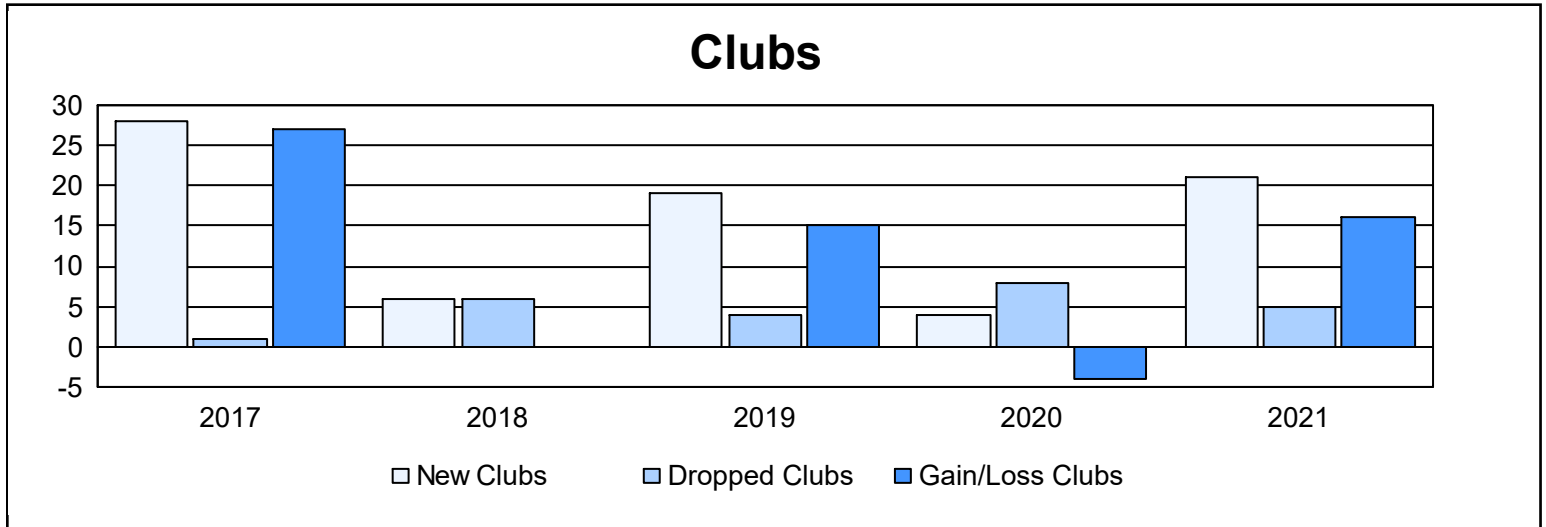
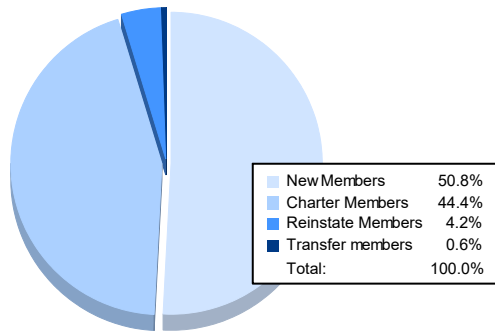


Year	New Clubs	Dropped Clubs	Gain/ Loss Clubs	New Members	Charter Members	Reinstate Members	Transfer Members	Total Member Added	Total Members Dropped	Gain/ Loss Members
2016-2017	28	1	27	1,279	780	89	15	2,163	524	1,639
2017-2018	6	6	0	697	231	74	7	1,009	985	24
2018-2019	19	4	15	699	527	85	4	1,315	902	413
2019-2020	4	8	-4	338	168	63	8	577	1,163	-586
2020-2021	21	5	16	579	506	48	7	1,140	880	260
Average	16	5	11	718	442	72	8	1,241	891	350



Membership Composition June 2021 Cumulative



Gender Composition June 2021 Cumulative

